



BLACK BEAR
ENERGY

A LEGENCE Company

Q2 2024

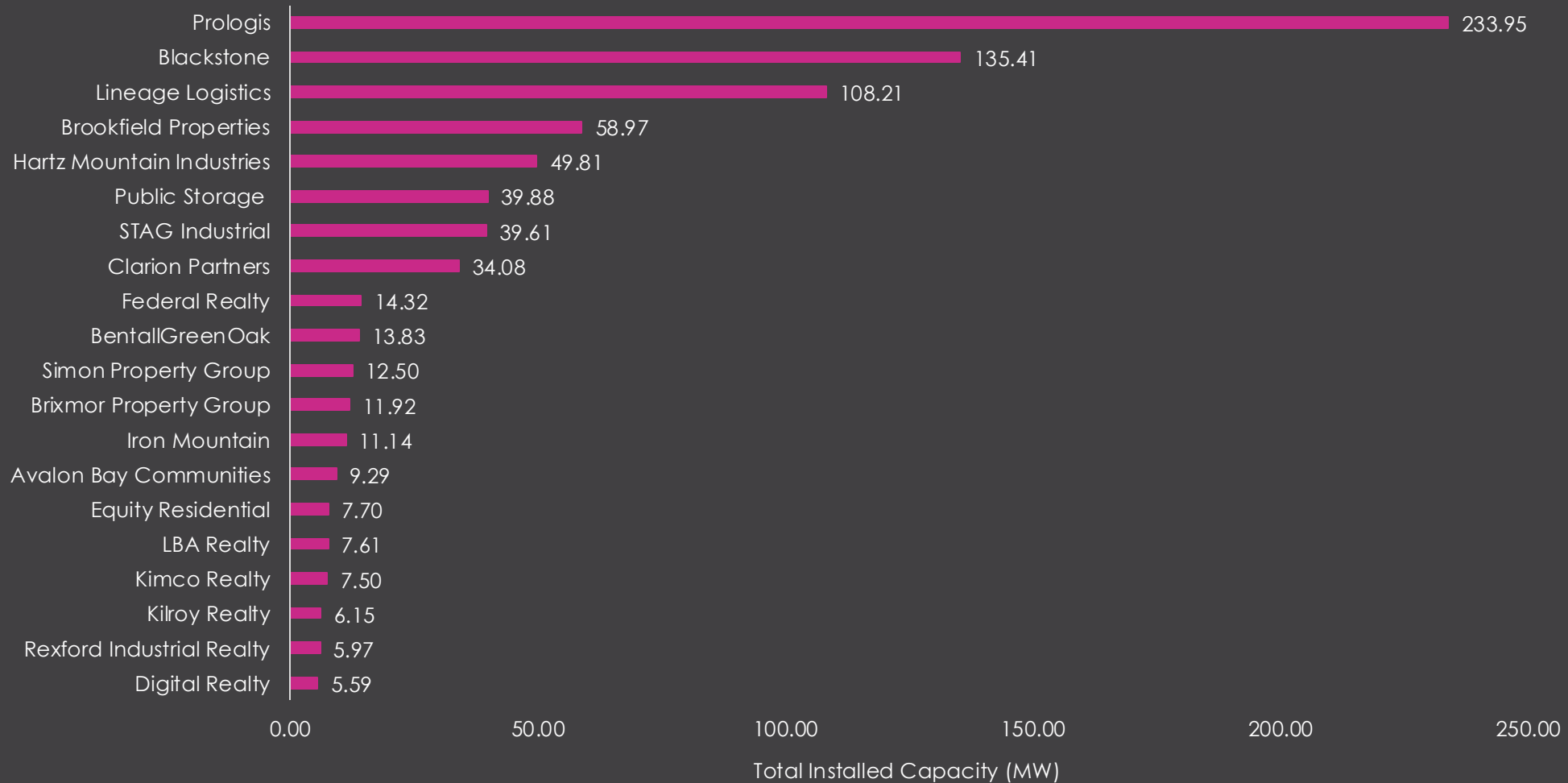
Solar Leaderboards: U.S. Real Estate Owners & Managers

Black Bear's biannual Real Estate Solar Leaderboards track the real estate industry's leading owners and asset managers deploying onsite solar across their portfolio. The Real Estate Solar Leaderboards will track total MW deployed by company and asset type for systems energized to date and will be updated on a biannual basis.

Top 20 U.S. Real Estate Owners & Managers: Solar Leaderboards



BLACK BEAR
ENERGY
A LEGENCE Company



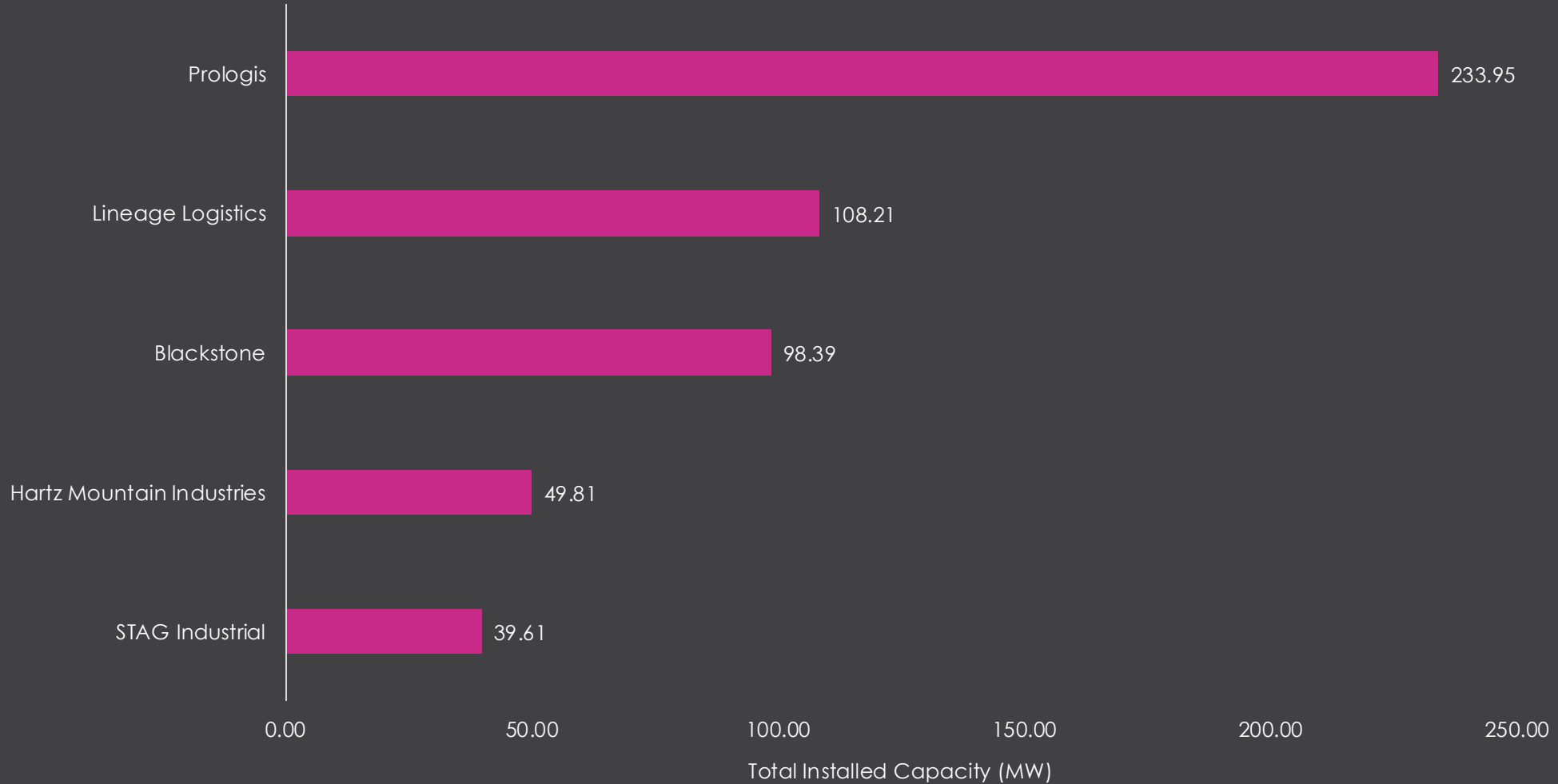
The Black Bear Solar Leaderboards only include deals that are:

- Publicly announced and/or are accessible through the public domain and/or the SEIA Solar Means Business 2022 Report, or deals facilitated by Black Bear Energy
- Hosted on a REIT's roof, parking lot, parking garage or land - regardless of if the electricity is used onsite (by tenant or landlord) or offsite (community solar/Feed in Tariff/VNEM)
- Energized by the date of publishing of the report and located in the United States

The Top 5 U.S. Real Estate Owners & Managers: Industrial



BLACK BEAR
ENERGY
A LEGENCE Company



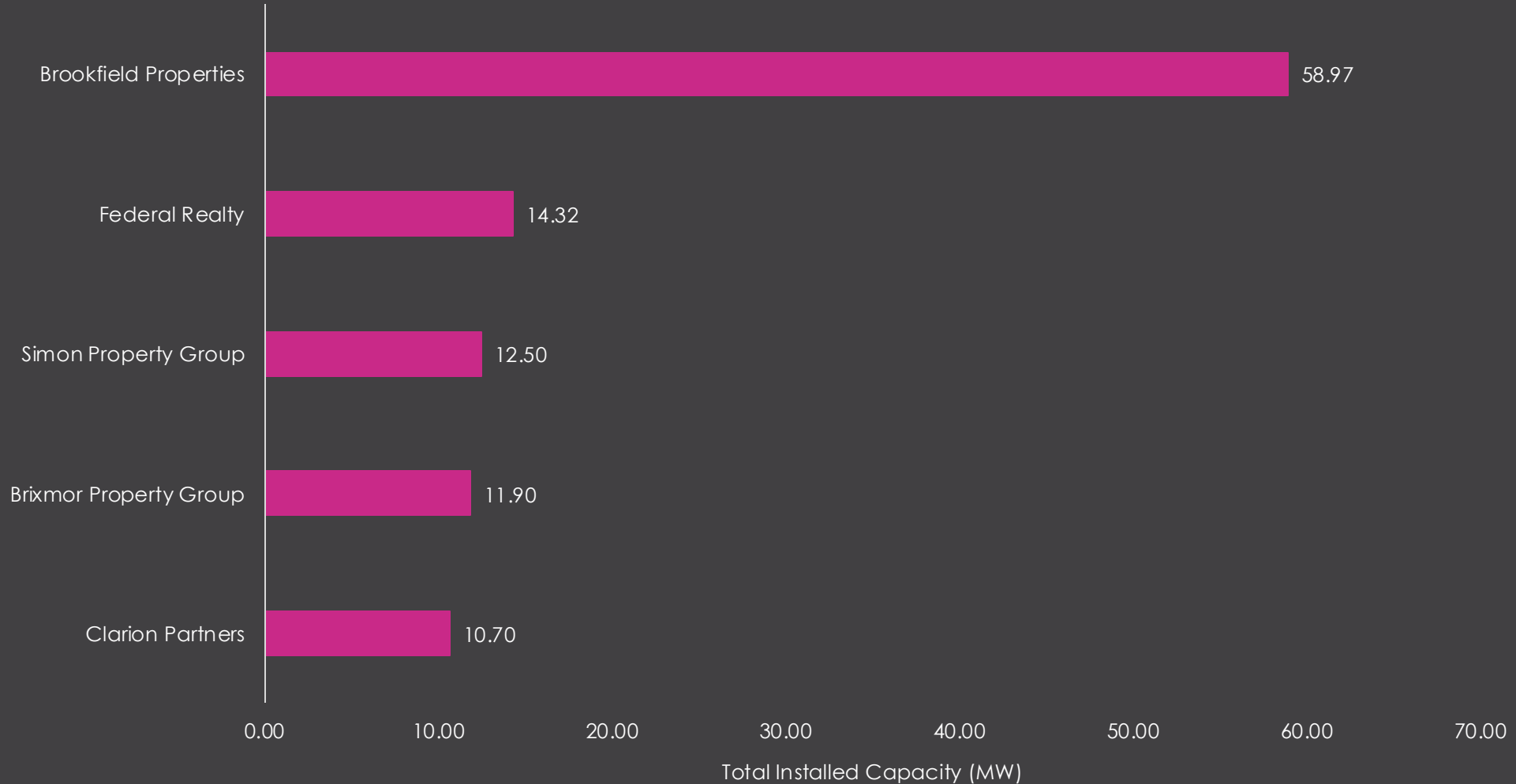
The Black Bear Solar Leaderboards only include deals that are:

- Publicly announced and/or are accessible through the public domain and/or the SEIA Solar Means Business 2022 Report, or deals facilitated by Black Bear Energy
- Hosted on a REIT's roof, parking lot, parking garage or land - regardless of if the electricity is used onsite (by tenant or landlord) or offsite (community solar/Feed in Tariff/VNEM)
- Energized by the date of publishing of the report and located in the United States

The Top 5 U.S. Real Estate Owners & Managers: Retail



BLACK BEAR
ENERGY
A LEGENCE Company



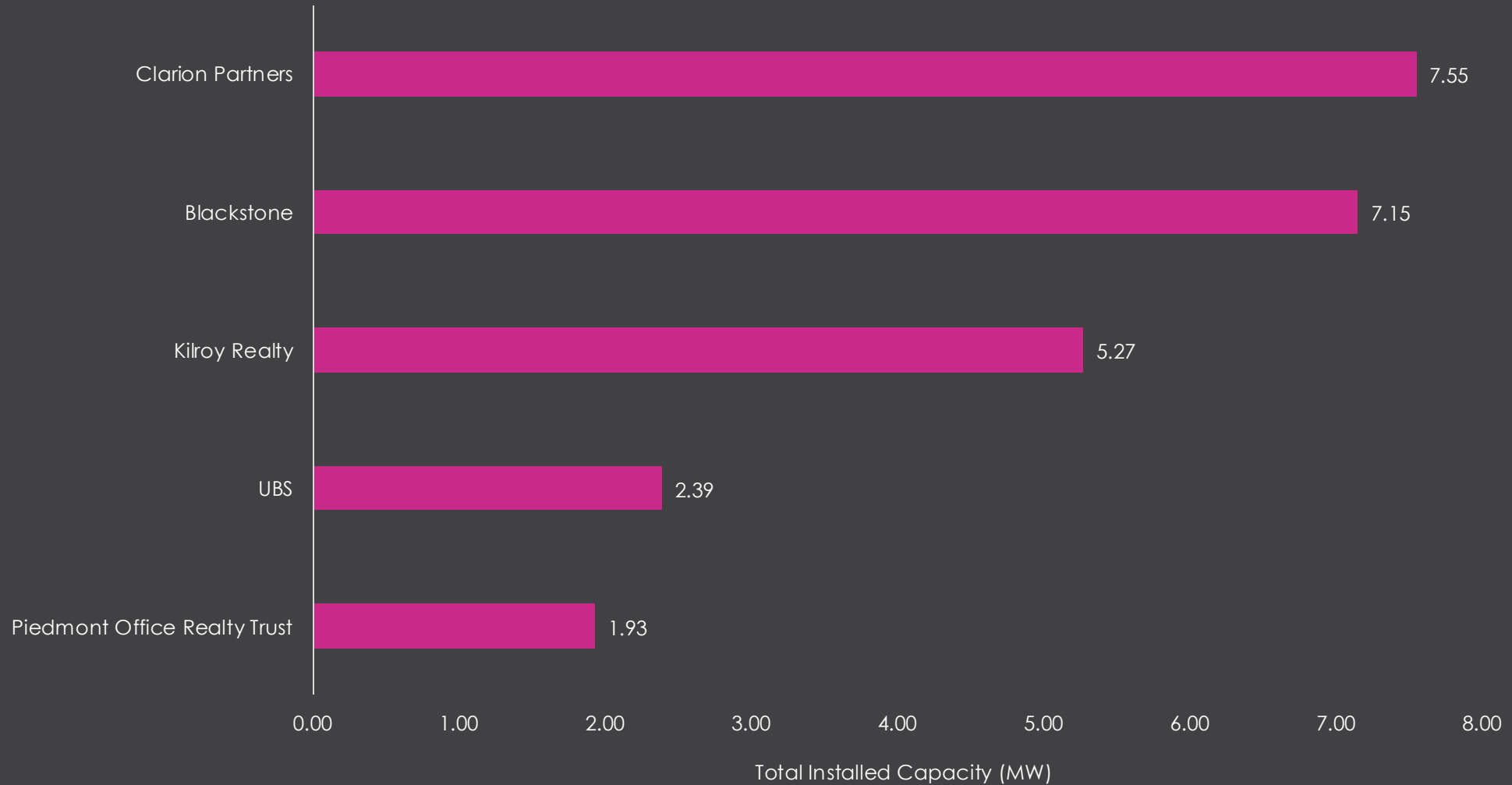
The Black Bear Solar Leaderboards only include deals that are:

- Publicly announced and/or are accessible through the public domain and/or the SEIA Solar Means Business 2022 Report, or deals facilitated by Black Bear Energy
- Hosted on a REIT's roof, parking lot, parking garage or land - regardless of if the electricity is used onsite (by tenant or landlord) or offsite (community solar/Feed in Tariff/VNEM)
- Energized by the date of publishing of the report and located in the United States

The Top 5 U.S. Real Estate Owners & Managers: Office



BLACK BEAR
ENERGY
A **LEGENCE** Company



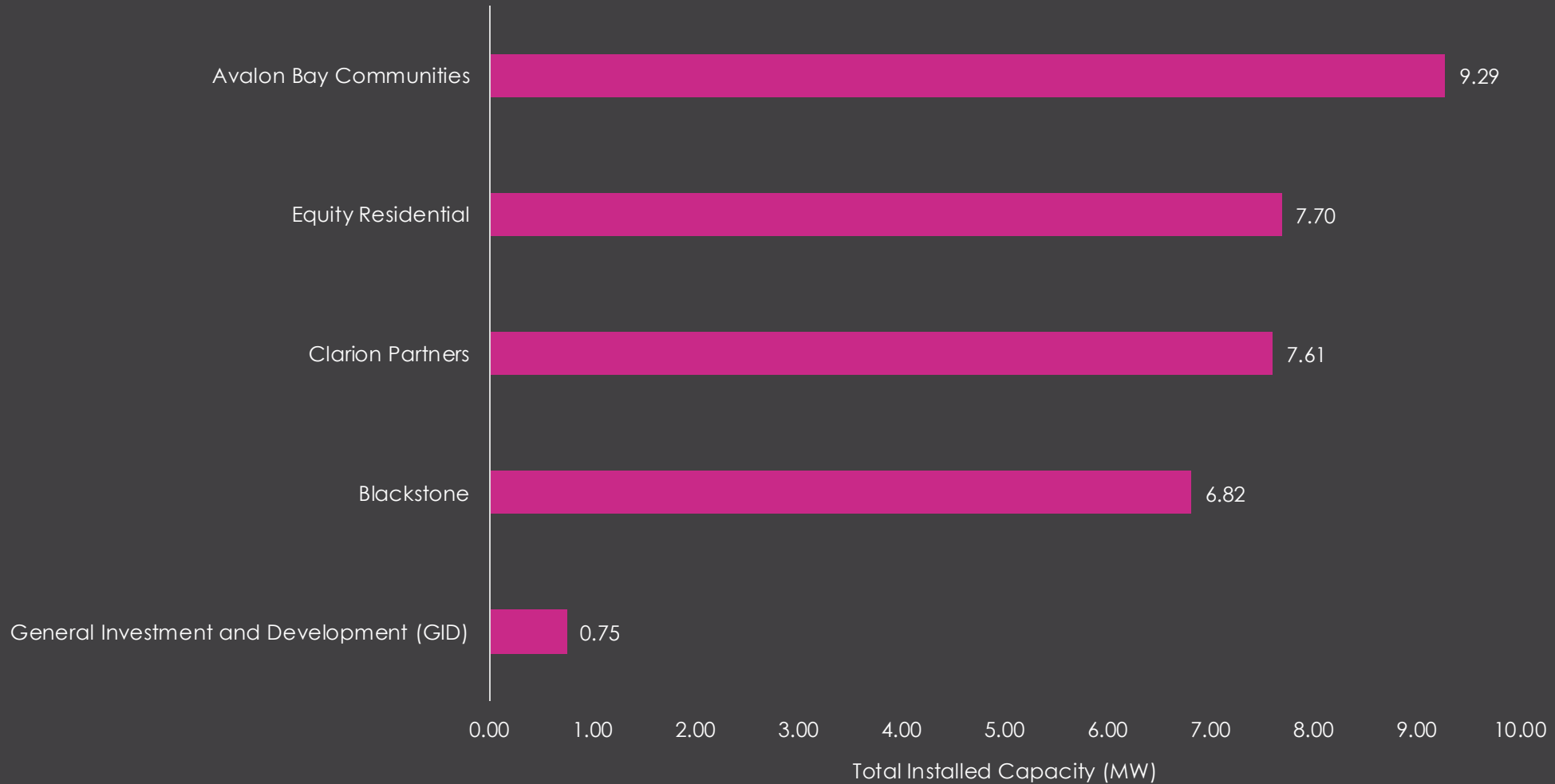
The Black Bear Solar Leaderboards only include deals that are:

- Publicly announced and/or are accessible through the public domain and/or the SEIA Solar Means Business 2022 Report, or deals facilitated by Black Bear Energy
- Hosted on a REIT's roof, parking lot, parking garage or land - regardless of if the electricity is used onsite (by tenant or landlord) or offsite (community solar/Feed in Tariff/VNEM)
- Energized by the date of publishing of the report and located in the United States

The Top 5 U.S. Real Estate Owners & Managers: Multifamily



BLACK BEAR
ENERGY
A LEGENCE Company



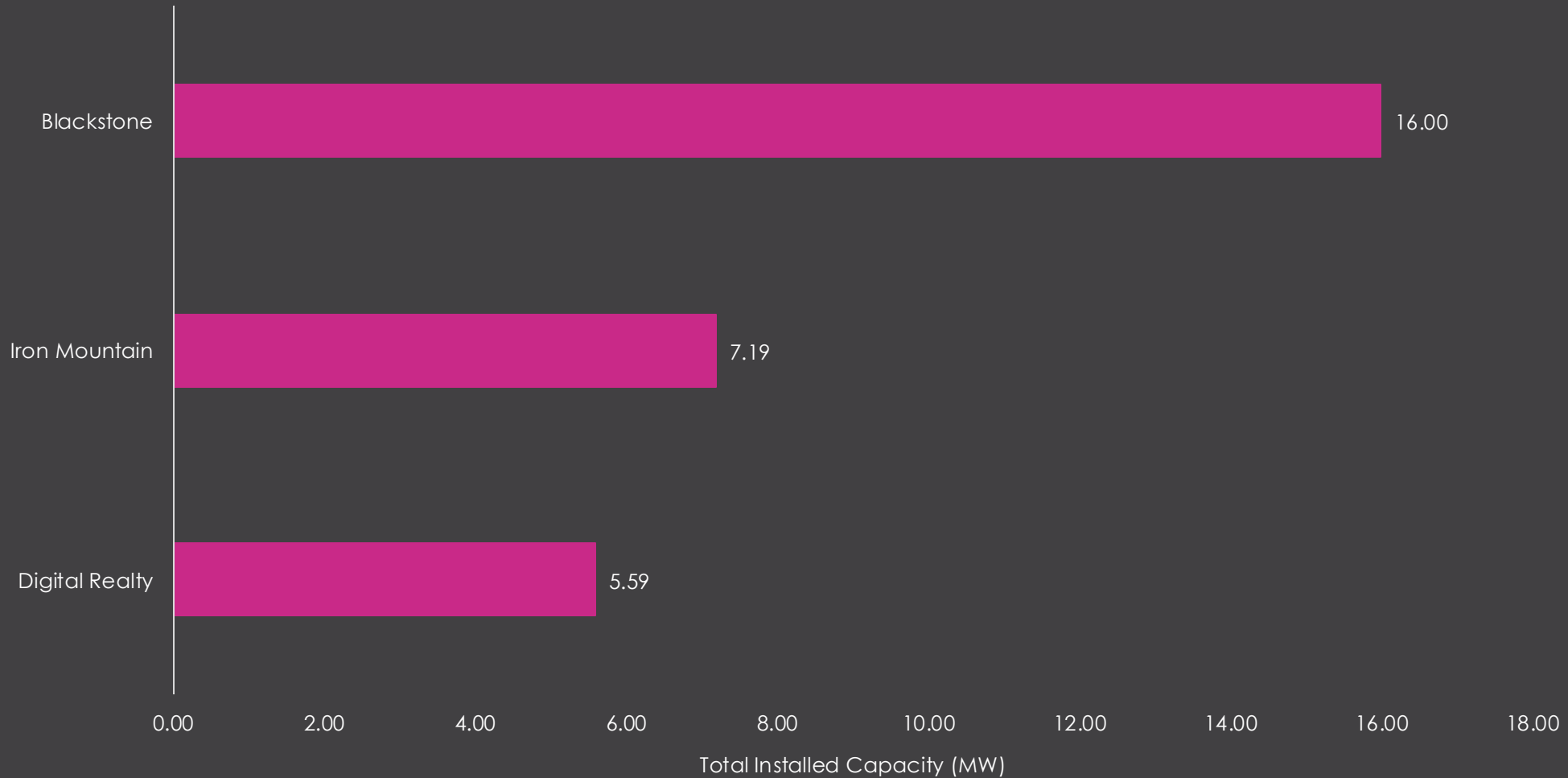
The Black Bear Solar Leaderboards only include deals that are:

- Publicly announced and/or are accessible through the public domain and/or the SEIA Solar Means Business 2022 Report, or deals facilitated by Black Bear Energy
- Hosted on a REIT's roof, parking lot, parking garage or land - regardless of if the electricity is used onsite (by tenant or landlord) or offsite (community solar/Feed in Tariff/VNEM)
- Energized by the date of publishing of the report and located in the United States

The Top 3 U.S. Real Estate Owners & Managers: Data Center



BLACK BEAR
ENERGY
A LEGENCE Company



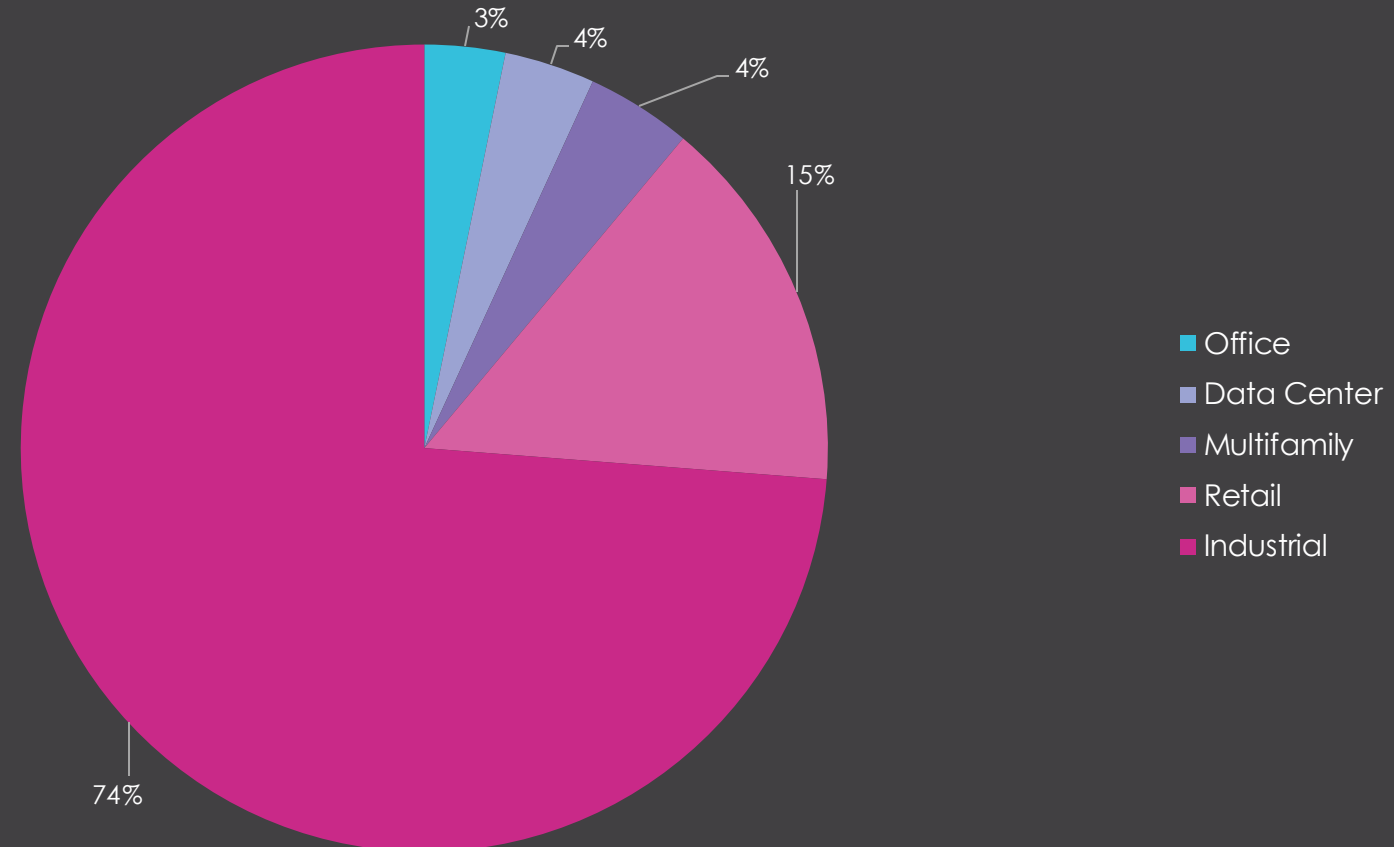
The Black Bear Solar Leaderboards only include deals that are:

- Publicly announced and/or are accessible through the public domain and/or the SEIA Solar Means Business 2022 Report, or deals facilitated by Black Bear Energy
- Hosted on a REIT's roof, parking lot, parking garage or land - regardless of if the electricity is used onsite (by tenant or landlord) or offsite (community solar/Feed in Tariff/VNEM)
- Energized by the date of publishing of the report and located in the United States

MW Volume by Market Segment (%)



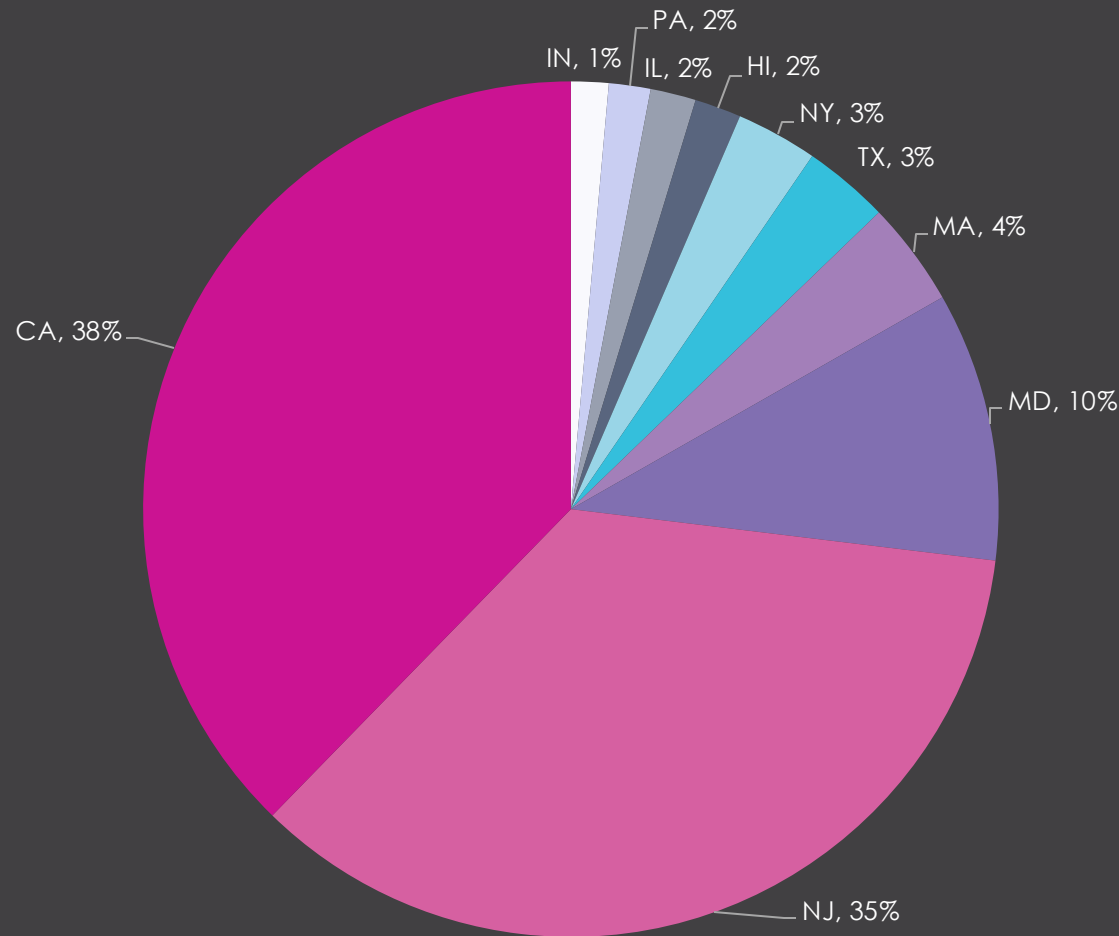
BLACK BEAR
ENERGY
A **LEGENCE** Company



The Black Bear Solar Leaderboards only include deals that are:

- Publicly announced and/or are accessible through the public domain and/or the SEIA Solar Means Business 2022 Report, or deals facilitated by Black Bear Energy
- Hosted on a REIT's roof, parking lot, parking garage or land - regardless of if the electricity is used onsite (by tenant or landlord) or offsite (community solar/Feed in Tariff/VNEM)
- Energized by the date of publishing of the report and located in the United States

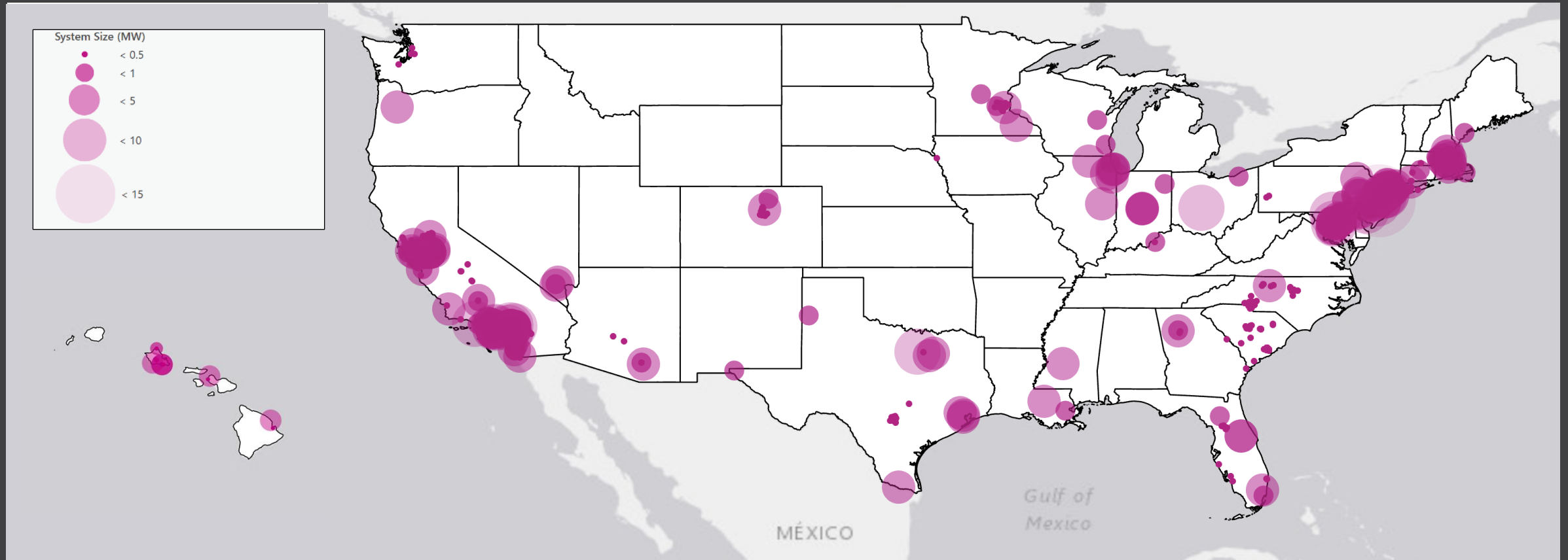
MW Volume Across Top 10 U.S. States (%)



The Black Bear Solar Leaderboards only include deals that are:

- Publicly announced and/or are accessible through the public domain and/or the SEIA Solar Means Business 2022 Report, or deals facilitated by Black Bear Energy
- Hosted on a REIT's roof, parking lot, parking garage or land - regardless of if the electricity is used onsite (by tenant or landlord) or offsite (community solar/Feed in Tariff/VNEM)
- Energized by the date of publishing of the report and located in the United States

MW per Site



Only data with addresses are included in this map. Each dot represents a site and the size of the dot represents the MW of solar.



BLACK BEAR
ENERGY
A **LEGENCE** Company

Are you a real estate owner or manager with project data that you think should be included? If so, please email leaderboards@blackbearenergy.com